



**We're
Building
Better**



Our Product Specifications



When choosing a full build or a House and Land package with Friday Homes, you will receive standard specifications for your new home. We outline what's been included in your turn-key contract when building with us. We understand that some of these options may conflict with your vision, so our service allows the option to upgrade where required. Below is a range of standard product specifications as an example only, and we have upgrade packages available on request. Contact us today to make further inquiries.

EXTERIOR/INTERIOR PRODUCTS

DESIGN AND PLANNING

- Comprehensive house plans.
- Building consent allowance \$4,500.00
- Engineers ground testing only.
- Full builders risk insurance while under construction.
- Exterior colours are preselected by Wendy Elers at [Stage Three Design](#).
- Interior colours are selected from one of our 8 popular colour boards.

SITE COSTS

- Temporary power box, connected to your power supplier account.
- Site specific earthworks and retaining walls quoted where required. House price is based on a level site ready to build.
- Safety fencing for the front of section during construction.
- Ribraft® insulated concrete foundation based on a 3604 design. No more than 325mm out of ground
- Drainage services to lateral connections at the boundary – Water, stormwater, sewer, including two drainage sumps. No more than 10m from the house
- Power mains cable ready for connection with your power provider – No allowance for power bollard if required – POA.
- Telco ducting ready for connection with your Telco provider. No allowance for telco bollard if required – POA.

CONSTRUCTION MATERIALS

- Wall Frames – All exterior and interior 90 x 45 H1.2 treated pre-cut and pre-nailed frames.
- Roof Framing – Gang nailed engineer-designed trusses H1.2 treated.
- Fascia – 155mm Coloursteel®.
- Insulation – R2.2 wall and R3.2 Earth Wool® Insulation. Insulation not required to external garage walls and ceilings.
- Interior Lining – Standard 10mm GIB® Plasterboard for walls, with 13mm GIB® Plasterboard on Rondo.
- Ceiling Battens – 35mm Rondo Batten for straight ceilings.
- GIB Aqualine® plasterboard for wet areas i.e. bathroom and laundry.
- Interior Doors – MDF flush panel doors.
- Interior Door Hardware – Windsor® Corbel.
- Scotia – 55mm GIB-Cove® and No.8 mould where applicable to cupboards.
- Skirting and Architraves – 60mm beveled No.20 mould.
- [Stash](#) – MDF with Pryda Rail for wardrobes, CPD 500mm deep 4 wire shelves for linen cupboard. Master bedroom wardrobe fitted with a custom made wardrobe system.
- Roofing – Coloursteel Endura® corrugated or ribbed profile, or Coloursteel Chateau® tile with barrel or angle trim as per plan.
- Soffits – [James Hardie®](#) paint finish.
- Exterior Cladding – James Hardie® 180mm Linea line, Oblique, Stria, Axon, 70 series brick. Upgrade options available: Schist, Polished block, Rockcote Integra®, Vertical Cedar, boxed corners facings and sills as requested.
- Spouting and Downpipes – Coloursteel®. PVC to all systems on tank water.
- Windows – Aluminum double glazed windows supplied using the standard colour range. Double glazed excluding gauge joinery, clear glass, using URBO window hardware (all doors flush to floor to allow flooring to doors edge).
- Front Door – Aluminum double glazed. Style: Latitude, using the standard APL colour range with URBO hardware.



GARAGE DOOR

- [Dominator®](#) Milano, Montana or Valero garage door, using the Dominator® standard colour range, remotes included.

ELECTRICAL

- As per plan and/or contract allowance.
- House alarm with one key pad.
- LED Lighting throughout all areas as per lighting plan.
- Three external LED outdoor lights.

BATHROOM FITTINGS

- Towel Rail – Wall mounted, five bar and heated.
- Mirror – Polished edge mirror to suit vanity size.
- Bathroom Accessories – Toilet roll holder.
- Shower – [Englefield®](#) Valencia flat wall (White) square or round shower, sized as 900mm for ensuite and 1000mm for main bathroom.
- Bath – Freestanding, back to wall bath with center waste.
- Vanities – Englefield® Valencia single drawer, wall hung vanity 900mm (750mm to en suite) in White, Oak or Elm.
- Toilets – Englefield Valencia, back to wall.
- Tapware – Englefield Sorrento range / Studio Slide Shower.
- Hot Water Cylinder – HJ Cooper® 180L mains pressure electric hot water cylinder (gas hot water options available – POA).
- Laundry Tub – Rotec Supertub 3101.
- Splashback – Toughened glass from Colourit: Bath 1700mm x 300mm & Vanity 900mm x 100mm plain paint finish.
- Exterior Taps – Two exterior taps, fitted.

PLASTERING AND PAINTING

- GIB® tradeset with paper tape to all joints to a level 4 finish.
- [Wattyl](#) Ultra-Proof® and Living Proof® paint, based on 3 colour's pre-selected from one of 8 schemes on offer.

KITCHEN

- Specification and price based on our standard kitchen plan. You can meet with our Kitchen team to create your own custom design and finish (POA).
- Door and Panel – Material 18mm Melteca® moisture resistant particle board with 2mm PVC edges in the standard colour range. All cabinets measure 2100mm in height.
- Internal Carcass – Made from 16mm moisture resistant white particle board with 1mm PVC edges.
- Scullery – Shelving (If applicable) 16mm moisture resistant white particle board with 1mm PVC edges.
- Adjustable Shelving – Provision is made for adjustable shelving unless otherwise requested.
- Hinges – Hettich® hinges with a lifetime guarantee.
- Drawer Mechanism – Hettich® Innotech soft-closing drawers with a lifetime guarantee.
- Sink Insert – Heritage 1½ sink insert.
- Sink Mixer – Studio Kitchen Mixer.
- Handles – Elite® styles 3075, 3050, 3058 or 7022.
- Toe Kick – Colour to match selected doors and panels.
- Bench Top – 38mm Formica® High Pressure Laminate, rolled or square edge profile using the standard colour range.
- Splashback – Toughened glass from Colourit: 750 x 900mm plain paint finish in the standard colour range, fitted.
- Walk in wardrobe fit out as per standard layouts.



KITCHEN APPLIANCES

- Gas options available on application – POA.
- Oven – Bosch® stainless steel 5 function wall oven.
- Cook Top – Bosch® ceramic cook top with stainless steel trim.
- Dishwasher – Bosch® freestanding stainless steel.
- Rangehood – Bosch® 90cm stainless steel canopy rangehood, ducted to home exterior.
- Waste Disposal – Emerson E20 including wall switch.

FLOORING


- Vinyl Planks – To the entrance way, kitchen and bathrooms – Robert Malcolm Moduleo® vinyl planks (selected colour range and subject to availability).
- Carpet – To other areas including living room, bedrooms and hallways (excludes garage) – Feltex Cable Bay® 36oz extra heavy duty 100% solution dyed Nylon with 10mm foam chip underlay.

HOME HEATING

- Heat Pump – Mitsubishi® GL50 for homes under 150m² and Mitsubishi® GL60 for homes over 151m².
- Gas or wood burner heating options available – POA.

LANDSCAPING

- Allowance of \$15,000.00 for a standalone home & \$10,000.00 for a Multi – Unit
- Driveway and Paths – Broom finished concrete, with 100mm ground preparation as per plan.
- Clothesline – Supply and installation of our standard wall mounted pull-up clothes line.
- Letter box – Concrete, paint finish with steel insert.
- Lawn – 50mm premium topsoil, hydro seeded and fertilized.
- Planting – Selected from a variety of NZ native shrubs and trees.
- Timber – Edging and mulch to gardens.
- Fencing – 25m high rough sawn pale fence around the property perimeter; 10m high dressed slat timber fence with colour steel gates to the front corners of your new home.



Our Upgrade Specifications

Below are examples of the popular upgrades we have on offer in order for you to further customize your home. The following items will be dependent on house sizing, layouts and pricing is subject to change. Any additional amounts outside of what has been quoted or included in your sale an purchase will be invoiced separately. Additional requests are not guaranteed and will be subject to stage of construction. If for any reason, we cannot supply any products or services, we reserve the right to issue a full refund on settlement of the property. Plan layouts, exterior colour schemes, windows and cladding selections cannot be altered or changed.

PLANNING

- A Halo 10-Year Residential Guarantee - Regardless of what happens in the future, your Halo Guarantee will be there to help you for the next full 10 years following completion – it's peace of mind, guaranteed. For more information please visit their website <https://halo.nz/about-us/> \$2,500.00
- 2 Hour consultation with "Stage Three Design" to customize your interior colour selection as per the standard Friday Homes colour and material specification. \$1,500.00

EXTERIOR

- Grey tint to all window joinery \$2,500.00
- Glazed vision panel to front door as pictured below (Not inc hardware upgrade) \$1,250.00
- Wood look front Door, Dark or Light Cedar (Please select one) \$950.00
- 142/450mm round pull handle with lock (Stainless steel round bar option) \$700.00
- Yale 3109 Digital Door Lock \$850.00
- Valero Flat Panel Garage Door \$1,250.00
- Insulated garage door, including insulation to external garage walls and ceiling \$2,200.00
- Pet-corp versatile cat door - white \$600.00



INTERIOR DOORS


- Upgrade all interior doors \$1,900.00
- Black finish to all Hardware, Includes hinges \$700.00



Avon



Panel



Horizon



Black Talon



Black Helix



Black Corbel



PLUMBING & GAS (x2 Bathrooms)

- Milano (Satin)/ Valencia (Black) Shower (Configuration as per plan) 1000sq to main bath and 900sq to ensuite \$4,800.00
- **Satin Fittings** - Milano Tapware (Shower Mixer, Kitchen Sink Mixer, Vanity Basin Tap and Shower Mixer), Kohler Exhale Slide Shower Rose, Studio Bathspout and Milano Accessories. Satin
- **Black Fittings** - Studio Pin Tapware (Shower Mixer, Kitchen Sink Mixer, Vanity Basin Tap, Shower Mixer and Slide Shower Rose), Studio Bathspout and Studio Accessories. Black
- Evora Toilet with Low Profile Seat
- Valencia Double Drawer Wall Hung Vanity - 900mm to main bath and 750mm to ensuite (As per colour spec)
- Fridge Water Feed \$500.00
- Gas Fitting - Includes up to two fixtures only. Bosch 60cm Gas Hob and Upgrade cost to 26L Infinity (LPG or Mains connection subject to availability) \$4,500.00
- Gas Fire - Rinnai Arriva 752 Gas fire including install. Rear flue out of external wall (Only available for plans showing chimney areas, requires Gas Fitting upgrade) \$9,500.00

Please select one:



Rear Flue Example






APPLIANCES

- 90cm Gas Hob (Gas fitting not included)
- 90cm Oven
- 60cm Induction Hob
- 80cm Induction Hob

- \$1,600.00
- \$3,950.00
- \$1,800.00
- \$2,800.00



ELECTRICAL

- Kitchen Pendants (3 supply and install as per standard options)
- Extra Alarm Keypad installed to front door area
- Double Power Points (1 extra per bedroom)
- LED Recessed Light (1 extra per bedroom excl master bed)
- x3 Exterior Soffit Lights to Outdoor area
- EV plug (POA)



KITCHEN

- 1.5 Hour consultation with "Kitchen Creators" to customize your kitchen selection's as per the standard Friday Homes colour and material specification
- 2 doors on over head Fridge Box
- Enko Slide out single white Bin in sink unit (cutlery drawers reduced to fit)
- Upgrade to 20mm Silestone benchtop 4 colours
- Upgrade to 30mm Stone std colour range
- Upgrade to Undermounted bowl DV204 acero (Recommended when selecting the stone top)
- 3 x 2 door overheads with fitting strips, inbuilt hood upgrade & Unit height to 2300 with 100mm negative detail to ceiling (Includes extra installation)

- \$1,500.00
- \$350.00
- \$500.00
- \$4,362.00
- \$5,175.00
- \$700.00
- \$4,530.00




Kitchen pricing is a provisional sum only and subject to plan, final measure, availability and may incur additional cost (Picture - example only)

FLOORING

- 11mm Carpet Underlay
- Garage Carpet
 - Single
 - Double
- Tiling from the Quantum Range 300 x 600
 - Bathroom Floor only
 - Kitchen & Entry Floor only

- \$1,450.00
- \$2,500.00
- \$3,500.00
- \$4,000.00
- \$2,000.00



HEATING & VENTILATION

- Mitsubishi® MSZ GE50VA (5kw)
- Mitsubishi® MSZ GE60VA (6kw)
- Wifi Upgrade (Per Heating Unit)
- Mitsubishi Lossnay (Pricing based on 3-4 bedrooms)

- \$3,900.00
- \$4,800.00
- \$600.00
- \$6,750.00

EXTRACTS STALE AIR
Extracts stale air removing toxins and reducing humidity.

SUPPLIES FRESH AIR
Supplies fresh air increasing the oxygen levels in the home and assists with managing the build up of moisture.

HEAT RECOVERY
Recovers up to 85% of the heat energy from the outgoing air to preheat the incoming air, saving you money.

How Fresh Air Heat Energy Recovery Works

THE DIAMOND LOSSNAY CORE



LANDSCAPING

- Instant lawn
 - Synthetic Lawn
 - Upgrade to exposed aggregate concrete finish (Not sealed)
 - Decorative concrete cutting
- Landscaping is subject to site measure and council requirements

\$75.00 m2	<input type="checkbox"/> \$ _____
\$230.00 m2	<input type="checkbox"/> \$ _____
\$85.00 m2	<input type="checkbox"/> \$ _____
\$75.00 m2	<input type="checkbox"/> \$ _____

No additional concrete is permitted as per conditions of the Resource Consent

Total inc gst _____
Sign (Purchaser) _____
Sign (Vendor) _____





Builders & Contractors

Qualified, licensed building experts... Do we have the builders for you! Friday Homes has its own team of skilled building contractors ready to put their knowledge and expertise to use in building your new home, with quality and efficiency being our priority.

What sets us apart from similar building companies is the direct relationship we have with our clients, from the initial planning until the house is finished. Our builders have excellent reputations that they value, all being committed to building quality homes. You get the advantage of dealing with local people, and the resources and buying benefits of a large, national group.

We take pride in bringing our customers successful building solutions and hold a strong commitment to delivering excellence and expertise. With the scrutiny surrounding the building industry, you can trust that we use only licensed and qualified builders. We stand by our 10 year Certified Builders guarantee on all our homes, ensuring you receive the quality you pay for. We have established ourselves in all facets of the building industry. We have the capacity and resources to construct and manage any given project from a standard sized home to substantial architectural homes.

A significant amount of our work comes from referrals. We are proud to have over 15 years of glowing testimonials, and what's even more rewarding is that we enjoy doing repeat builds for many of our clients. With the guided assistance of our Project Managers we want to deliver you a service that makes your journey an enjoyable one, while building a home that you can be proud of.





Foundation

Friday Homes uses a variety of different foundations depending on your site and what is required to build you the safest and strongest home.

RIBRAFT®

We use the Firth RibRaft® system for our foundations and it is fast becoming one of New Zealand's most popular solutions. Firths RibRaft® is seismically strong and designed to comply with the very latest building codes.

A RibRaft® foundation sits on the ground rather than being in the ground. The system uses polystyrene pods, reinforcing rods, plastic spacers and RaftMix™ concrete. The innovative pod construction, which creates a 'floating floor', also brings with it thermal mass and because it is quick to construct it provides time and cost savings. Furthermore, the system requires less excavation, meaning a far cleaner site and less preparation time.

There are many benefits to using a RibRaft® foundation compared to a traditional concrete slab, but one of the main advantages is the reduced labour time and costs. This allows us to get on with the rest of the construction.

We realise that RibRaft® is not going to be ideal for all sites. Whatever foundation is advised by your engineer will be priced competitively and accordingly.





Earthworks & Drainage

From drainage, earthworks, demolition and landscaping, right through to subdivisions – we can do it all.

Friday Homes has its own team of skilled earthworks and drainage contractors to undertake new home site preparation, drainage and services, landscaping and driveways – just to name a few. Delivering a quality job, on time and on budget.

Our team is experienced in delivering small and large scale subdivisions and development projects. As specialists of residential site preparation and landscaping, we can carry out a range of services including: site preparation; drainage; sewer, stormwater; water main and water reticulation services; trenching and installation; supply of topsoil, back-fill and gravel; and retaining wall construction.

We use a range of machines, including a number of trucks and excavators, as well as compacting equipment. With a wide range of trucks and machinery at our disposal, we have work done in minimum time with the least inconvenience. Our experienced drivers and earth-moving operators work closely with our builders, ensuring your project is completed on time and efficiently.

DRAINAGE

Drainage is an ongoing requirement in the New Zealand climate. Whether you are building a new house or subdividing, we can assist you.

We have the expertise to help with any drainage, including the replacement of old pipework, septic and water tanks installation, stormwater and sewage control, and re-directing water flow to prevent damage from heavy rain.

In new subdivisions, you may be required by local council to hook into new sewer mains. We can assist with council consent applications then complete the work to council standards – getting the job done from start to finish.





Framing, Insulation & GIB

Friday Homes and our trusted suppliers have been working together for many years now to bring you the best products and range possible for your build. Bunnings is New Zealand's leading and largest supplier of building materials and hardware. Together with quality products and builders, you know you are in the best possible hands.

FRAMING

We source our frame and truss from local pre-nail plants and this is delivered to site assembled and ready to be put up by our builders. This is a cost-effective and time-saving process that allows our team to get on with the next stage of the build. They use only stress graded, New Zealand grown timber from reputable suppliers. All frames and trusses are supported by producer, design and manufacturer statements as required by Building Standards New Zealand (NZS3604).

INSULATION

Insulation is one of the most important components of your home. A well-insulated home not only creates comfort for you and your family, it saves on energy bills and is an asset to your home. Here at Friday Homes we proudly use Earth Wool®. We use R2.2 Wall Batts and R3.2 Ceiling Batts which are:

- ▶ Non combustible
- ▶ Will not rot
- ▶ Absorbs sound, dampening inside and outside noise
- ▶ 50 year plus guarantee.

GIB®

GIB® is our choice of plasterboard and has been by New Zealanders since 1927. GIB® is the largest manufacturer of Gypsum Plasterboard around New Zealand. Standard Friday Homes come with 10mm standard wall, 13mm ceiling and Aqualine GIB® in wet areas with the option to upgrade the thickness if wanted. GIB® not only creates a flawless look once plastered and painted, it is a great sound barrier to keep unwanted noise out and comes with a minimum 10 year warranty.





Exterior Cladding

Choosing the cladding for your home has to be one of the biggest decisions when it comes to building. Whether you want a traditional look, or something that will stand out, we will work to achieve the look you desire. Mix and match or keep it simple... the choice yours. Here are some of the options we recommend.

LINEA®

Durable Linea® Weatherboard is a top-quality alternative to timber cladding that hits the sweet spot between the latest technology and classic design. The deep shadow lines give your home that attractive traditional charm and because Linea Weatherboard won't warp in the sun, you can paint your home any colour you like.

AXON PANEL

Axon panel is a vertically grooved panel that looks sharp. A design alternative to traditional features, with the option of brad nailing which minimises visual interruptions. It offers the same great durability and strength as Linea® but with a modern and contemporary look.

STRIA BOARD

This is relatively new to the market but a great alternative to Axon and Linea®. Stria Board is a wide panel product which creates a classic look of solid masonry and can be used horizontally or vertically. Its a fantastic option as a feature wall or for full cladding. Stria Board is not standard spec and is an upgrade.

BRICK

Brick or stone veneer is a durable inter-locking weather type system of cladding. It is strong, easy care and thermally efficient. Brick can be used as a full clad option or can be a great feature paired with Linea®.





Roofing

A roof can be the most distinguishing feature of any home, so it is important to get it right. By using quality products, applied by experienced roofers, we are able to guarantee you get a roof that not only looks good, but keeps your home warm and dry for years to come.

Building a new house can be a very exciting time – but it can bring unwanted stress if you don't get the right advice from the right people. Our local roofing team has the experience required to help you with your new roof decisions. Our team includes various roofing professionals and fixing crews, delivering the high standard of roofing our clients deserve.

There is a huge variety of metal roof materials providing many benefits for homeowners including: long life expectancy, energy efficiency, fire resistance, and lowweight. Our range of roofing and products comes with a full warranty and is backed by our roofing suppliers. We stock a range of roof types and colours to suit any home or building. We will advise you on insulation and other factors that will affect the functionality of your home. We are licensed building practitioners – so you're guaranteed to get a roof that not only looks good, but also keeps your home warm and dry in the long term.

METALCRAFT ROOFING

Metalcraft Roofing is New Zealand's largest and most established privately – owned building product rollformer and installer with an extensive range of Longrun Roofing profiles, Lightweight Metal Tiles and Rainwater System solutions. By installing its own product, Metalcraft Roofing offers a unique solution to domestic and commercial clients for any roof or wall cladding project. Metalcraft Roofing's wide selection of roofing and rainwater systems is manufactured from New Zealand Steel BGRailCvsKsteel, Zinalume, Colorsteel Endura and Colorsteel Maxx.





Windows & Doors

Friday Homes is a proud customer of APL Windows and Doors. APL has 20 years' experience and prides itself on being Wellington's aluminium window and door specialists – manufacturing, supplying, and installing the optimal products for the region's challenging natural conditions.

Most new building sites within the region require joinery designed for extreme conditions, so you can be assured that your windows will be designed and manufactured by a team well versed on our weather conditions.

WINDOWS

Our standard homes include the APL Residential series. The residential series comes with the biggest range of options to choose from, which we believe is the best value for money and gives you more freedom.

FRONT DOOR

Latitude is a sleek, aluminium-faced version of a popular timber door design. It combines flush tongue and groove inserts with adjoining flush stiles. To complete the look, horizontal, double-glazed inserts can be added with flush beads. The number of glass panes can be multiplied according to your preference. Doors are filled with high density styrofoam for thermal efficiency and to sound dampen.

HARDWARE

The Urbo range of door and window hardware is a blend of contemporary design and function. It offers a unified look from window to door. Urbo hardware is made from die-cast zinc and is usually powder coated. Plating in a matte silver or gold is available.





Garage Doors

Security, style, and function – essential garage door requirements. From revolutionary Dominator® automatic openers, through to a vast and ever increasing range of garage doors, Dominator® can provide the styling, security and reliable performance that you and every homeowner need.

SECTIONAL DOORS

Dominator® is the Friday Homes supplier of all garage doors. Dominator® has been around since 1988, and is proud to be part of one of the largest garage door dealer networks in New Zealand. As strict specialists of garage doors, Dominator® offers a large range with knowledge and experience to ensure you get the garage door system best suited to your needs. Dominator's custom built systems and doors are backed by continual research and development, combining advanced technology with precise engineering. Sectional doors are our preference as they are smooth, quiet, and allow maximum space within your garage.

FUTURA SECTIONAL DOORS

The Dominator® Futura sectional door is a Friday Homes standard and is suitable for most homes*. The horizontal ribbed design is sleek and stylish yet cost effective, and is available in a range of colours to suit your colour scheme. A distinctive wood-grain finish is an option, combining the natural look and feel of timber with all the advantages of high grade Zinc-based steel. The Futura sectional door can be ordered in a smooth or textured finish to match your home.

*Futura doors are not suitable for homes within 500 metre of the sea.

MILANO SECTIONAL DOORS

The Dominator® Milano sectional door is an upgrade for non-coastal areas or standard for homes within 500 metre of the sea. The modern Dominator® Milano, with its fine pencil-rib design, adds a stylish finish to your home. The smooth finish offers a modern look with all the advantages of high grade Zinc-based steel.





Bathroom

All our bathroom fittings are supplied by Zip Plumbing Supplies. The team at Zip is committed to supplying quality products and getting the right look for your home. Friday Homes has standard fittings which are included in all homes but clients are not limited to this range. All fittings are part of the Valencia range.

TOWEL RAIL

Wall mounted, five bar and heated

MIRROR

Polished edge mirror to suit vanity size

BATHROOM ACCESSORIES

Toilet roll holder

SPLASHBACK

Toughened glass from Colourit: Bath 1700mm x 300mm and Vanity 900mm x 100mm plain paint finish

SHOWER

Englefield® Valencia flat wall (white) square or round shower, sized as per plan

BATH

Freestanding, back to wall bath with center waste

VANITIES

Englefield® Valencia single drawer, wall hung vanity 900mm in White, Oak or Elm

TOILETS

Englefield Valencia, back to wall

TAPWARE

Englefield® Sorrento range / Studio Slide Shower, Studio Kitchen Mixer

HOT WATER CYLINDER

HJ Cooper® 180L mains pressure electric hot water cylinder (gas hot water options available – POA)

LAUNDRY TUB

Rotec Supertub 3101

EXTERIOR TAPS

Two exterior taps fitted





Kitchen

The kitchen is often the most important feature of the home and is where most of the entertaining is done. It's important that you deal with a team that is able to make your dream kitchen come to life and you are fully satisfied with the result.

Friday Homes is proud to use Kitchen Creators (KC) who has been in the industry since 1989 and provides the whole package from the design to the manufacturing and installation. Based in Paraparaumu, KC is owned by three locals, Pat Thomson, Craig Wattam and Helen Beckly, who are fully involved in the business to ensure you receive the best kitchen for your money. The rest of the team is made up of knowledgeable staff who have years of experience behind them and pride themselves on being professional and approachable. They use cutting-edge kitchen design software so they can seamlessly design, plan and implement your dream kitchen.

Finding the right look for your home can always be an issue, especially with everything else going on, but KC takes the stress away. You will meet with the KC team in the early stages of planning and they will discuss your ideas and present options to try achieve the look you are after. Whether you want to stick with the standard Friday Homes design, or upgrade certain features, the choice is yours.

The standard Friday Homes design consists of: Caesar engineered stone bench top from the classic range, 1½ bowl stainless steel insert, Meltecca prefinished carcass, Meltrim edge doors with D pull handles. This is alongside Bosch appliances, which finish the kitchen off.





Appliances

We are proud to use quality kitchen products made by Bosch.

Bosch prides itself on providing quality goods which have been designed to look seamless in your kitchen. Not only that, Bosch supports the use of green technology, which guides them to constantly research new energy efficient technologies.

The range which we have chosen to use is all stainless steel to create a modern and sophisticated look. All appliances are mid-range but there is the option to upgrade.



OVEN

Bosch Stainless steel wall or under bench oven
Triple glazed door
5 Heating methods with electronic clock
Eco-clean liner-back with automatic rapid heat



DISHWASHER

14 place setting with 5 wash programmes
5 spray levels with advanced filter system
4 star water rating and 3 star energy rating



COOKTOP

High speed ceramic glass
4 high speed cooking zones with 9 power levels
Surface mounted controls
4 residual heat indicator
Gas options available



RANGEHOOD

Stainless steel slimline design
3 power settings
Twin high power LED lights



Floor Coverings

COMFORT AND QUALITY FOR YEARS TO COME

Creating an inviting living environment is easily achievable by choosing the right floor coverings. Flooring is one of the major aspects that needs close specification – it has to be beautiful and add a sense of personality to the space. Practicality is important, so it can meet the demands of the customer.

CHOICE GUIDED BY EXPERTS

After a long day it is important to come home to a comfortable living space that is going to stay that way for years to come. Devon and Patterson has been supplying Friday Homes with carpet and vinyl for a number of years, and the results have always been fantastic. Devon and Patterson has been in the industry for 25 years, is a family run business that prides itself on its product and skilled team. Devon and Patterson has flooring specialists all over the region, and an installation team second to none.

CHOOSING YOUR CARPET

Devon and Patterson will guide you through the many questions you will face when choosing your carpet – for example, colour, use, and wearability. They understand foot-traffic flow, wear patterns, the impact of lighting and sunlight and other environmental issues that can influence how the carpet looks, wears, and performs, in the various locations of your home. There are plenty of options to choose from and each have their advantages. Most people will only choose carpet once in their lives, so you will want to ensure you have made the right selection.

VINYL

Many clients choose to use a combination of floor coverings, both carpet and vinyl being popular choices. Modern vinyl wears well, is easy to maintain, and is cost-effectiveness in comparison to tiles. There is a huge variety to choose from, whether your after a traditional wooden finish, a tiled look, or a more contemporary geometric pattern.

Carpet: Feltex Cable Bay range on 10mm by Eco Foam Underlay.

Vinyl: Robert Malcolm Module® range.

Carpet, underlay and vinyl products come with warrantee.



Landscaping

The outside living for your new home can be just as important as any interior room, not to mention making a great first impression with amazing street appeal.

Our trusted green-fingered friends at The Greenery will hand pick native trees and/or shrubs for your home that will be best suited to your garden, and will look smart against your perfectly laid lawn.

We offer two options of solid timber fencing, with either vertical or horizontal planking to best complement your home, while offering added privacy and security.

Our driveways and paving are provided by Firth, offering a range of classic and contemporary options to create unique living spaces that reflect your style and taste.

We will work around your requirements and landscaping plan, as well as your budget. It's important to submit all your information and provide the council with exactly what it needs – this helps everything run smoothly. We can help you with completing the relevant building consent applications, and can assist with any other questions you might have.

